

WANT A FRIEND? BE A FRIEND!

THE GUIDE TO PET CARE AND BITE PREVENTION



Developed by:
René Grobler, Amanda Klette,
Netcare Trauma Division
Daniel Stewart & Terence Scott
Global Alliance for Rabies Control



DOGGIE LANGUAGE

WHAT IS MY DOG TELLING ME?



ALERT



SUSPICIOUS



ANXIOUS



THREATENED



ANGRY



FRIENDLY




"NEED SPACE"
whale eye



"I'M YOUR LOVEBUG"
belly-rub pose



HAPPY
(or hot)



STALKING



"HELLO I LOVE YOU!"
greeting stretch



"I'M FRIENDLY!"
play bow



"READY!"
prey bow



"YOU WILL FEED ME"



OVERJOYED
wiggly

© 2011 Lili Chin www.doggiedrawings.net

lili

CONGRATULATIONS

This certificate is awarded to:

because I know how to be safe around dogs!

I promise to:

- Always ask before I pet a dog.
- Keep my face away from a dog's face.
- "Be like a tree" or "be like a rock" if a loose dog comes near me.
- Never bother a dog when it is eating, sleeping or with puppies.



How kids SHOULD NOT interact with dogs

It's easy, just imagine how people should interact with one another

Avoid taking people's food.



Avoid bothering dogs when they are eating.

Avoid stealing other people's toys.



Avoid taking a dog's bones or toys.

Avoid putting your face right up to someone else's face.



Avoid putting your face right up to a dog's face.

Avoid bothering when asleep.



Avoid bothering animals when they are resting. Let sleeping dogs lie.

Avoid pestering.



Avoid grabbing tail/ears.

Avoid climbing on or trampling.



Avoid climbing on or trampling.

Avoid pinching.



Avoid hugging. Most dogs dislike it.

Avoid shouting and screaming.




Avoid shouting, screaming and other loud noises e.g. hooters, drums etc.

Poster adapted from resources available by Dr. Sophia Yin at www.drsophiayin.com







If you are bitten by a dog - wash the wound and go to your clinic!

- 
- agriculture, environmental &
rural development
Department of Agriculture,
Environmental & Rural Development
P.O. Box 1203, Pretoria 0001
Tel: +27 (0)11 312 2411
Fax: +27 (0)11 312 2412
E-mail: info@daer.gov.za



Spot the differences!
(there are 13)



RESPONSIBLE PET OWNERSHIP

5 FREEDOMS

It is our responsibility to make sure each animal has:




1. Healthy food
and clean water



2. Shelter
and comfort



3. Treatment when
sick or hurt




4. Other healthy,
animal friends to play with



5. Happiness! We must make sure
our animals are not scared or upset

NEVER WAKE UP A SLEEPING DOG



Have fun and create friendships with your pet!

It's a great responsibility and privilege to have a pet. Your pet is a part of your family, just like a brother or sister. Become friends with your pet and speak to them! They can be your best friend, and are good at keeping secrets!

You must show respect towards all animals, just as you show respect for your brother, sister, parents and teachers.

If possible, find a dog training school that could teach your dog basic commands.

If you want a friend, be a friend!



RABIES

WHAT IS RABIES?

Rabies is a virus that affects only mammals and most commonly occurs in dogs. As the virus lives in saliva of infected mammals, it enters the body of healthy animals and people following bites or the licking of scratches and wounds. The virus causes death if left untreated.

We can prevent this killer disease by keeping our animals vaccinated against rabies.



Avoid bites.



Avoid picking up stray dogs.



Avoid licks and scratches.

CAN RABIES BE TREATED?

We must try to prevent rabies with vaccination! Once the symptoms of rabies appear, we cannot treat it.

There are 3 simple steps to prevent rabies:

1. Avoid getting bitten by any animal.
2. If bitten, wash the wound immediately with running water and soap for 15 minutes.
3. Tell an adult you have been bitten, because they must take you to a clinic or hospital for a rabies vaccination.

NOTE:

If you cannot find an adult to accompany you, go with a friend as it is very important that you get help.



rabies questions or queries:
www.rabiesalliance.org

BITE PREVENTION

How do we prevent dogs from biting?

Dogs we know:

When puppies are young, we should frequently play with them nicely to make sure they are not scared of people. Puppies should enjoy playing with people to ensure they grow up used to humans handling them and do not bite. This is how we bond with our pets.

All owners should learn how to communicate with their dogs, so they can avoid dangerous situations and train their dogs to be well behaved around people.

Sterilise your pet. Male dogs which haven't been sterilised may be more aggressive towards other animals and humans. Female dogs may get sick if unsterilised. Not sterilising your pets may be very dangerous for people and other dogs.

Dogs we don't know:

If a dog runs towards you, stand still and keep quiet. Let the dog sniff you and when it walks away - you should walk slowly and quietly away in the opposite direction.

Stay away from any dogs you do not know. This includes dogs that are chained or behind fences.

Never tease, chase or throw anything at dogs. Do not disturb dogs that are eating, sleeping or feeding puppies.

Be aware of your surroundings and the dogs that live in them. Make friends with the dogs and respect their space.


Don't hit, kick or shout at dogs and keep away from dogs that are behaving strangely.

BALANCED DIET AND FRESH WATER

All animals, just like us, need a balanced diet with all the nutrients, vitamins and minerals, calcium, protein and all the essential goodness we find in our food.

Foods we should and shouldn't feed our animals:

YES	NO
Well-cooked meat✓	Chocolate X
Chicken✓	Grapes X
Salmon✓	Onions X
Vegetables✓	Caffeine (coffee) X
Fibre and cereals✓	Garlic X
Sweet potatoes✓	Chewing gum X
	Alcohol X



BASIC HEALTH REQUIREMENTS

All animals can get sick, but we can prevent this!

Animals need: **Vaccinations every year**
De-worming tablets every few months
A visit to the vet at least once a year

Family planning through sterilising our pets is also important. This will prevent the birth of more puppies and kittens that cannot be cared for properly.



WORD SEARCH

R	B	D	K	T	Q	P	L	A	Y	X	A	L	P	S
U	P	D	O	G	X	A	S	D	H	F	U	O	I	N
N	B	J	M	N	T	I	O	R	E	P	E	T	T	I
R	D	X	U	B	Q	Y	D	K	P	R	U	P	B	F
B	H	U	B	O	A	L	D	F	A	X	C	V	M	F
A	T	I	U	N	W	O	Z	W	N	D	I	O	P	S
R	G	W	W	E	B	V	Y	I	T	R	B	A	L	L
K	Z	A	O	Q	V	E	T	G	O	O	R	E	W	Y
Y	I	L	X	C	V	B	N	M	H	O	U	I	O	G
P	O	K	I	P	U	P	P	Y	U	L	T	T	H	B
A	S	D	F	H	F	J	H	K	Z	B	E	A	R	S
D	W	A	G	W	E	Y	T	Y	F	A	M	I	L	Y
Q	O	P	C	B	M	S	Z	C	X	V	R	L	E	W
T	O	Y	S	Z	V	B	W	D	T	Y	I	L	S	P
E	T	U	I	K	F	U	R	C	B	L	E	A	S	H

BALL
BARK
BONE
DOG
DROOL
FAMILY
FUR
LEASH
LOVE
PANT
PET
PLAY
PUPPY
RUN
SNIFF
TAIL
TOYS
VET
WAG
WALK



PREVENTION IS BETTER THAN CURE "STOP BITES BEFORE THEY HAPPEN"


Dogs don't understand that biting you is wrong. Often dogs bite if they are scared or trying to protect themselves. In order to avoid being bitten by dogs, we need to understand:

- How dogs are feeling
- How to approach dogs safely
- When it is safe and not safe to approach or interact with dogs

By understanding dog behaviour and avoiding dangerous situations, we can avoid being bitten.

THE DANGER SIGNS

- TENSED BODY
- STIFF TAIL
- PULLED BACK EARS
- BACKING AWAY
- GROWLING
- SNAPPING
- INTENSE STARE
- RAISED FUR



WHAT TO DO ✓

- KEEP HANDS AT SIDE
- STAND VERY STILL



DON'T DO ✗

- RUN AWAY FROM DOG
- SCREAM AND PANIC
- MAKE EYE CONTACT

IF YOU ARE BITTEN

- DO NOT PULL AWAY FROM THE DOG
- HOLD STILL
- IF YOU FALL, ROLL INTO A BALL BY TUCKING YOUR ARMS AND LEGS IN OR ACT LIKE A DOG

